

MAGIC BULLET®

QUICK START GUIDE



STRAWBERRY BANANA SMOOTHIE

This deliciously satisfying, fruity drink is perfect any time of day.

- ½ cup fresh or frozen strawberries
- 1 banana
- 1 cup ice
- ½ cup orange juice

Add all ingredients to the **Tall Cup** or **PartyMug** and twist on the **Cross Blade**. Blend until smooth.


TIP: To reduce your sugar intake, replace orange juice with unsweetened almond milk, water, coconut water or chilled green tea.

FOR MORE DELICIOUS RECIPES VISIT
GETMAGICBULLET.COM

In addition to smoothies, make breakfast, frappes, desserts, dips, soups, sauces or cocktail recipes.

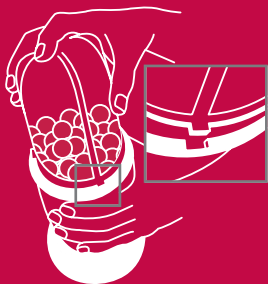
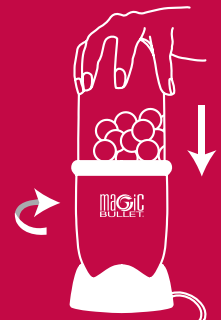
HOW IT WORKS

Using the Magic Bullet® is as easy as 1, 2, 3:



- 1 Load the ingredients into the **Tall Cup**, **Short Cup** or **Party Mug**

- 2 Twist on the **Cross Blade** until the blade and cup have a tight seal.



- 3 Line up the tabs on the cup and with the tabs on the **Power Base**. Press the cup down onto the base to turn on the machine.



For more information on how to use your Magic Bullet® please see your Magic Bullet® user guide.



QUICK REFERENCE SAFE BLENDING GUIDE

THESE SAFETY GUIDELINES ARE INTENDED FOR QUICK REFERENCE ONLY. CAREFULLY READ ALL INSTRUCTIONS IN YOUR USER MANUAL BEFORE OPERATING YOUR MAGIC BULLET®. **SAVE THESE INSTRUCTIONS.**

GENERAL SAFETY

Close supervision is necessary when any appliance is used by or near children. Keep cord out of reach of children.

Always operate the **Magic Bullet®** on a level surface, leaving unobstructed space beneath and around the Power Base to permit proper air circulation. Slots on the bottom of the Power Base are provided for ventilation to ensure reliable operation and to prevent motor over-heating.

Periodically inspect all **Magic Bullet®** components for damage or wear that may impair proper function or present an electrical hazard. Assure that the power cord and plug are undamaged. Discontinue use and replace Blending Containers if you detect cracking, crazing, cloudiness or damage to the plastic. Assure that the Blades rotate freely and that the gasket is seated and undamaged. Assure that Power Base switch actuators are unobstructed, clean, and depress easily. Follow maintenance instructions in User Manual and never operate your **Magic Bullet®** with damaged components. If your **Magic Bullet®** malfunctions in any way, immediately discontinue use and contact the **Magic Bullet Customer Service at (855) 346-8874.**

HEAT AND PRESSURE SAFETY

WARNING: TO AVOID PERSONAL INJURY, NEVER BLEND HOT INGREDIENTS OR LIQUID IN ANY CLOSED-TOP BLENDING CONTAINER OR PITCHER!! Heated ingredients can pressurize sealed containers when agitated and violently expel hot contents upon opening. Always start the blending process with room temperature or refrigerated ingredients and liquids (21°C/70°F or cooler).

WARNING: Never Continuously Operate for Longer Than Necessary to Create a Smoothie — generally less than one-minute. Blade friction from prolonged operation can heat ingredients and generate internal pressure in the sealed container. **If the Blending Container is warm to touch, allow to cool. Slowly unscrew the Blade Assembly from the Blending Container, pointed away from your face and body, to release any residual pressure.** Pressure can cause the blended contents to erupt from the Container, resulting in possible personal injury or property damage.

WARNING: Never Blend Carbonated Liquids or Effervescing Ingredients (e.g., baking soda, baking powder, yeast, etc.). Pressure from released gases can cause a sealed Blending Container to burst, resulting in possible injury or property damage.

Sugar in fruits and vegetables can ferment over time, releasing gases and causing pressure to build up in a sealed Blending Container. If you will not consume your smoothie immediately, remove the Blade, cover the Container with a lid or plastic wrap, and refrigerate. **Never store any blended mixture in a sealed Blending Container or for any prolonged period of time; contents will spoil and ferment.**

BLADE SAFETY

BLADES ARE SHARP! HANDLE CAREFULLY. Use care when handling any Blade. To avoid laceration injury, do not handle or touch any Blade edge.

To Prevent Leakage and the Possible Separation of Components During Operation, properly align and securely attach (hand tighten) the Blade to a Blending Container, and check for leakage before placing it on the Power Base and operating your **Magic Bullet®.**

Never Store any Blade in the Power Base unless attached to a Blending Container. An exposed blade can present a laceration hazard.

ELECTRICAL SAFETY

When using any electrical appliance, basic safety precautions should always be observed, including the following:

To avoid risk of electric shock, never immerse the Cord, Plug, or Power Base of blender in water or other electrical current conducting liquids. Discontinue use if the Cord, Plug, or Power Base is damaged.

Do not use this product in locations with different electrical specifications or plug types. Do not operate with any type of plug adapter or voltage converter device, as these may cause electrical shorting, fire, electric shock, personal injury or product damage.

Your **Magic Bullet®** has a **US/Canadian** configured polarized plug (one prong is wider than the other) to reduce the risk of electric shock. This plug will correctly fit in a polarized outlet only one way. If the plug does not fit fully in the outlet, reverse the plug. If it still does not fit, contact a qualified electrician. For your safety, do not modify the plug or Motor Base in any way.